



PVC Railing Systems

- Low Maintenance Living ·
- Code Compliant ·
- Lifetime Warranty ·

Easy to Install Rail Systems

Straight Rail Available in: 4', 5', 6', and 8'

Stair Rail Available in: 4', 6', and 8'

SR 100

SR 200



Shoreline Vinyl Systems Railing Kit Contains:

<p>SR 110 SERIES</p> <p>1½" x 1½" Square Balusters</p> <p>1—T-Rail Top</p> <p>1—2" X 3-1/2" Bottom Rail</p> <p>2—Bracket Kits with no visible screws</p> <p> 2—T-rail</p> <p> 2—2 x 3.5 rail</p> <p>1—Reinforcement in Top Rail</p>

<p>SR 210 SERIES</p> <p>Colonial Balusters</p> <p>1—T-Rail Top</p> <p>1—2" X 3-1/2" Bottom Rail</p> <p>2—Bracket Kits with no visible screws</p> <p> 2—T-rail</p> <p> 2—2 x 3.5 rail</p> <p>1—Reinforcement in Top Rail</p>

<p>SR 120 SERIES</p> <p>1½" x 1½" Square Balusters</p> <p>1—T-Rail Top</p> <p>1—2" X 3-1/2" Bottom Rail</p> <p>2—Bracket Kits with no visible screws</p> <p> 2—T-rail</p> <p> 2—2 x 3.5 rail</p> <p>2—Reinforcements in <u>Top and Bottom Rail</u></p>
--

<p>SR 220 SERIES</p> <p>Colonial Balusters</p> <p>1—T-Rail Top</p> <p>1—2" X 3-1/2" Bottom Rail</p> <p>2—Bracket Kits with no visible screws</p> <p> 2—T-rail</p> <p> 2—2 x 3.5 rail</p> <p>2—Reinforcements in <u>Top and Bottom Rail</u></p>
--

Low Maintenance

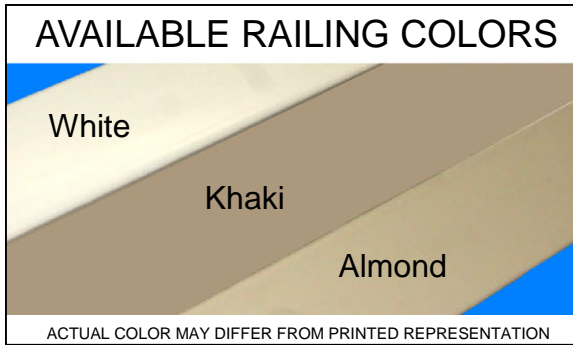
- Never needs painting
- Will not peel, crack, or rot
- Cleans easily with mild soap and water
- Lifetime warranty



Full length aluminum channel inserts add security and strength


(SR 120 shown at left)

Ideal for Decks and Porches




ACCESSORIES

Caps





All Brackets

Included



Column Adapters




Post Skirts

No Visible Screws



Porch Posts




Round

Tapered
also Available



Colonial

Also available
in Newel



Square

All columns can be purchased as a kit.

ROUND and SQUARE columns can be used as sleeves over dimensional lumber.

8' Round Post: White only, 10,000 pound load capacity. Tapered is also available.

4" x 4" x 108" Colonial Post: Available in white, almond, and khaki; 3400 pound load capacity. Also available in newel.


5" x 5" x 108" Colonial Post: Available in white, almond, and khaki; 5000 pound load capacity. Also available in newel.

Square Post: Available in white, almond, and khaki; 4" x 4", 5" x 5", or 6" x 6"; Non-load sleeve—Needs reinforcement

Distributed By:

Bent Rail

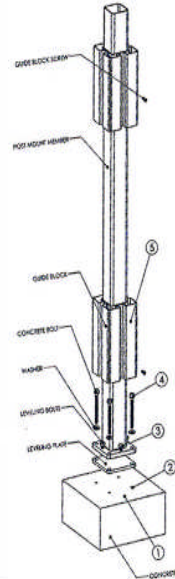
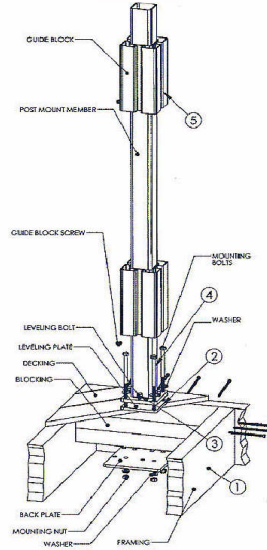
Custom Bent Rail Available



Post Mounts

WOOD

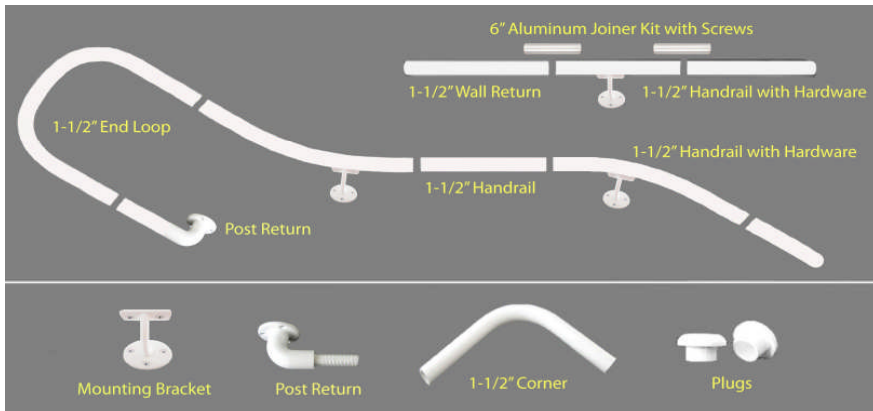
CONCRETE



ICC # ESR-1657
Easy Installation
Low Maintenance



ADA Secondary Hand Railing



- 1½" vinyl meets "Americans with Disabilities Act" graspability requirements
- Easy to install
- Internal Joiner accommodates transition, stair, or ramp angles
- Mounts to wood, vinyl, or metal railing systems
- Creates continuous code hand-rail and follows any wall or ramp configuration

Lifetime Warranty



- ICC Code Compliant
- Won't Rot, Crack, or Peel
- No Splinters
- Mix and Match Styles
- Aluminum Reinforced
- 3 Color Options



Affordable Elegance